


RESULTS



NOV 6TH PROG B

Sen Men

1500 'B'	N Gaudin	4'02.1"	2nd
100 'A'	J Davidsons	11.4"	3rd
10,000	O Wilson	36'40.4"	2nd
3k stpls	I McDonald	11'31.5"	3rd
2k stpls	L Tapper		1st
Longjump	I McDonald	4.89m	1st

Sen Women

800	R Lee	2'22.5"	1st
	G Lee	2'35.2"	4th
	R Porter	2'36.4"	5th
3000	S Graham	10'52.7"	1st

Women U20

200	R Lee	28.9"	2nd
Discus	P Giles	22.86m	3rd

Girls U16

100 R1	S Scott	13.7"	2nd
R2	P Giles	14.5"	2nd
200	S Scott	28.7"	1st
Highjump	M Cameron	1.30m	6th
Discus	P Giles	23.52m	2nd

Girls U14

100	R Cameron	14.2"	4th
200	R Cameron	29.9"	2nd
Highjump	R Cameron	1.25m	6th

Vet Women

100	C Giles	15.0"	2nd
Discus	C Giles	19.28m	2nd
Javelin	C Giles	16.26m	1st

NOV 13TH PROG A

Sen Men

100 'A'	J Davidson	11.4"	2nd
R2	J Davidson	11.4"	2nd
200 'C'	J Sidon	26.8"	1st
800 'A'	N Gaudin	1'58.9"	4th
	L Tapper		8th
'C'	J Sidon	2'24.1"	
Discus	J Davidson	30.78m	4th
Javelin	J Davidson	32.90m	5th

Boys U14

100	J Flaws	13.9"	2nd
200	J Flaws	28.8"	2nd

Vet Men

Javelin	W Willcock	21.8m	4th
---------	------------	-------	-----

Sen Women

200	D Gibb	27.6"	3rd
	R Lee	28.3"	4th
	G Lee	30.2"	5th
400	R Lee	63.1"	3rd

Women U20

1500	N Rillstone	4'53.7"	1st
	R Lee	5'26.6"	3rd

Women U18

100	D Gibb	12.8"	1st
	G Lee	14.4"	4th
400	G Lee	65.1"	1st
1500	S Graham	5'08.5"	2nd
	G Lee	5'33.4"	3rd

Girls U16

100	S Scott	13.4"	2nd
	P Giles	14.5"	5th
80 Hdles	M Cameron	17.0"	3rd
Longjump	S Scott	4.44m	3rd
	M Cameron	4.17m	4th
	P Giles	3.53m	7th
Shotput	P Giles	7.74m	3rd

Girls U14

100	R Cameron	14.0"	2nd
400	L Cameron	69.2"	1st
	N Rodger	78.0"	3rd
1500	N Rodger	6'19.4"	2nd
70 Hdles	N Rodger	16.8"	4th
Longjump	R Cameron	4.41m	1st
	N Rodger	3.72m	6th
Shotput	R Cameron	7.65m	1st
	N Rodger	7.56m	2nd

NOV 27TH PROG BSen Men

100 'A'	J Davidson	11.3"	3rd
	P Croucher	11.4"	4th
200 'B'	I McDonald	27.0"	3rd
1500 'A'	N Gaudin	4'02.0"	2nd
'B'	O Wilson	4'46.0"	6th
2k stpls	L Tapper	6'31.0"	1st
	I McDonald	7'27.5"	2nd
Longjump	I McDonald	4.81m	2nd
Shotput	J Davidson	9.86m	2nd
	I McDonald	8.09m	4th

Vet Men

Longjump	W Willcock	4.06m	2nd
Shotput	W Willcock	8.07m	4th

Sen Women

800	R Porter	2'39.4"	2nd
-----	----------	---------	-----

Women U18

3000	S Graham	11'11.2"	1st
Discus	P Giles	22.70m	2nd

Girls U16

Highjump	M Cameron	1.30m	4th
	R Cameron	8.74m	3rd
Javelin	M Cameron	9.26m	6th
Discus	P Giles	23.04m	3rd

Girls U14

100	N Rodger	15.9"	4th
200	N Rodger	36.0"	4th
Highjump	R Cameron	1.35m	1st
Javelin	N Rodger	18.10m	1st
	R Cameron	11.90m	3rd
Discus	N Rodger	18.84m	2nd

DEC 4TH PROG ASen Men

200	J Davidson	23.8"	3rd
	P Croucher	24.0"	4th
800 'B'	I McDonald	2'24.2"	2nd
3000	N Gaudin	8'54.4"	2nd
Highjump	P Croucher	1.55m	1st
	I McDonald	1.40m	2nd
Longjump	P Croucher	5.24m	1st
Discus	J Davidson	27.30m	3rd
Javelin	I McDonald	27.56m	3rd

Men U20

800	L Tapper	2'06.8"	1st
-----	----------	---------	-----

Boys U14

100	J Flaws	13.5"	2nd
200	J Flaws	28.2"	2nd
800	J Flaws	2'35.6"	1st
80m Hdls	J Flaws	50.0"	2nd
Longjump	J Flaws	4.41m	2nd

Vet Men

Discus	W Willcock	19.68m	2nd
Javelin	W Willcock	23.70m	3rd

Girls U16

60 R1	S Scott	8.5"	2nd
R2	P Giles	9.1"	3rd
100 R2	P Giles	14.8"	3rd
400	P Giles	72.6"	3rd
80m Hdls	M Cameron	16.6"	3rd
Highjump	M Cameron	1.35m	4th
Longjump	S Scott	4.51m	2nd
	M Cameron	4.26	3rd
	P Giles	3.80m	8th
Shotput	A Chapman	9.76m	1st
	P Giles	7.35m	4th

Girls U14

100	R Cameron	13.6"	1st
70m Hdls	R Cameron	14.1"	3rd
Highjump	R Cameron	1.40m	1st
Longjump	R Cameron	4.49m	2nd
Shotput	R Cameron	7.29m	2nd

Vet Women

60	C Giles	9.0"	1st
100	C Giles	14.8"	1st
Shotput	R Fitzpatrick	5.74m	1st

DEC 11TH TRIANGULAR

(Cant, Sthld, Otago)

Sen Men

1500	N Gaudin	4'11.0"	3rd
400m Hdls	J Davidson	61.6"	3rd
3k stpls	I McDonald	11'33.3"	3rd
Longjump	J Davidson	5.67m	4th

Sen Women

3000	R Porter	11'30.2"	2nd
------	----------	----------	-----

Junior Men

2k stpls	L Tapper	6'23.5"	1st
----------	----------	---------	-----

Junior Women

400	R Lee	67.5"	3rd
800	R Lee	2'29.6"	2nd
	G Lee	2'31.2"	3rd
1500	R Lee	5'27.3"	3rd
3000	S Graham	11'05.3"	1st

DEC 18TH HURRING RELAYS

Men Hurring Memorial Trophy

4x100 5th 4x800 4th 3000 3rd
 (2200)7 5th Shuttle2nd (800)5 4th
 Hghjp 4th Lngjp 5th Discus 3rd
 Shtpt 5th
 Overall placing 5th 23.5 pts

Women Celtic United Trophy

4x100 3rd 1500 4th
 Shtpt 3rd Discus 2nd
 Overall placing 3rd 19 pts

JAN 22ND/23RD OTAGO CHAMPS

Decathlon J Davidson 4940pts 2nd
 I McDonald 3370pts 3rd
 3k stpls L Tapper 9'48.6" 2nd
 A Green 10'38.3" 3rd

Prog B

Sen Men

100 'B' P Croucher 11.5" 1st
 1500 'A' N Gaudin 4'08.5" 2nd
 'B' P King 4'34.4" 7th

Vet Men

Longjump W Willcock 3.85m 1st
 Shotput W Willcock 8.57m 2nd
 Hammer W Willcock 17.70m 5th

Sen Woman

3000 S Graham 11'48.2" 2nd

JAN 29TH PROG A

Sen Men

800 'A' L Tapper 2'00.3" 3rd
 N Gaudin 2'04.0" 5th
 'B' A Green 2'11.4" 4th
 P King 2'14.7" 5th
 3000 B Martin 8'51.4" 2nd
 Discus J Davidson 32.00m 3rd
 Javelin J Davidson 34.36m 4th

Vet Men

200 P King 28.6" 7th
 Highjump W Willcock 1.29m 1st
 Discus W Willcock 23.86m 4th
 Javelin W Willcock 25.64m 4th


Girls U16

100 P Giles 15.9" 6th
 200 P Giles 32.4" 3rd
 400 P Giles 73.1" 2nd
 Shotput A Chapman 10.16m 1st
 P Giles 7.32m 5th

THE SPECTACULAR HIGH JUMPING OF HAROLD OSBORN, U.S.A. IN THE PARIS GAMES, BROUGHT HIM AN OLYMPIC GOLD MEDAL AND AN OLYMPIC RECORD. IT ALSO BROUGHT A RAGING CONTROVERSY THAT EVENTUALLY LED TO A DRASTIC CHANGE IN THE HIGH JUMPING REGULATIONS. (1924)




OSBORN CLEARED 6'6" WITH HIS OWN PARTICULAR VERSION OF THE WESTERN ROLL IN WHICH AT THE APEX OF HIS JUMP HE WAS STRETCHED PARALLEL TO THE GROUND WITH HIS LEADING ARM IN A POSITION TO PRESS THE BAR BACK ON TO THE PEGS SHOULD HE STRIKE IT WITH HIS BODY.




WHETHER OR NOT GOLD MEDAL OSBORN ACTUALLY DID PRESS THE BAR BACK WITH HIS ARM WAS SOMETHING THAT THE OFFICIALS COULD NOT AGREE ON.

EVENTUALLY THE INTERNATIONAL AMATEUR ATHLETICS FEDERATION RULED THAT NEW HIGH JUMPING UPRIGHTS WOULD HAVE TO BE ADOPTED. ON THESE, SIMILAR TO THOSE NOW IN USE, THE BAR WOULD REST ON NARROW SUPPORTS ON THE INSIDE OF THE UPRIGHTS, WHICH MEANT THAT IF THE BAR WERE STRUCK IN ANY WAY, IT WOULD FALL IN EITHER DIRECTION.



A GLASS OF WATER DETERMINED THE DESTINATION OF THE GOLD MEDAL AT THE 1912 OLYMPIC MARATHON Stockholm



RE refreshment points had been set up along the marathon route and on the home ward JOURNALIST JUST ONE MILE FROM THE STADIUM CHARLES GITSAM STOPPED FOR A GLASS OF WATER. ON THE UNDERSTANDING HE CLAIMED LATER, THAT KENNEDY MARATHUR WHO HAD BEEN RUNNING SHOULDER TO SHOULDER WITH HIM, WOULD WAIT.

MARATHUR HAD DIFFERENT IDEAS - HE KEPT ON GOING AND TOOK THE GOLD MEDAL FROM GITSAM BY THE NARROW MARGIN OF 52 SECS.

HIS REPLY TO GITSAM'S CLAIM THAT HE HAD PROMISED TO WAIT WAS THAT WATER DID NOT INTEREST HIM - ONLY CHAMPAGNE, WHICH HE LATER DOWNED BY THE BOTTLE - FULL WITH THE OLYMPIC WREATH DRAPED AROUND HIS SHOULDERS.

The Olympics had its first fatality in this race

Girls U14

Longjump R Cameron 4.49m 1st
Shotput R Cameron 7.15m 1st

Vet Women

100 C Giles 15.6" 1st
Longjump C Giles 3.72m 2nd
Shotput C Giles 7.05m 3rd

FEB 13TH OTAGO CHAMPS

Sen Men

Polevault J Davidson 2.70m 2nd

Vet Men

Hammer W Willcock 18.84m 4th
Discus W Willcock 23.56m 4th

Women U20

3000 R Lee 11'02.6" 1st
S Graham 11'14.0" 2nd

Women U18

100 D Gibb 12.8" 1st
800 G Lee 2'29.5" 1st
Discus P Giles 23.16m 2nd

Girls U16

200 P Giles 32.7" 5th
80m Hdls S Scott 14.5" 1st
Longjump S Scott 4.57m 3rd
Shotput A Chapman 9.88m 1st
P Giles 7.55m 6th
Highjump R Cameron 1.35m 1st
Javelin N Rodger 18.90m 1st

FEB 19TH OTAGO CHAMPS

Sen Men

5000 B Martin 15'10.8" 4th

Men U20

1500 L Tapper 4'03.5" 1st

Sen Women

800 R Lee 2'34.9" 2nd

Women U20

1500 R Lee 5'01.8" 1st

Women U18

3000 G Lee 11'23.4" 1st

Girls U16

100 H1 P Giles 15.0" 3rd
H2 S Scott 13.7" 1st
(Trustbank event of the day)
Final S Scott 13.8" 1st
P Giles 15.7" 7th
800 P Giles 2'54.8" 3rd
S Scott 2'58.4" 4th
Discus P Giles 21.74m 4th

Girls U14

Shotput R Cameron 7.25m 2nd
Longjump R Cameron 4.44m 1st

Vet Women

100 C Giles 16.1" 1st
Discus C Giles 19.04m 1st

FEB 20TH/26TH OTAGO CHAMPS

Women U18

1500 G Lee 5'12.8" 1st

Girls U16

400 P Giles 74.5" 3rd

Girls U14

100 H1 R Cameron 14.3" 3rd
FINAL R Cameron 13.9" 3rd

Sen Men

3000 B Martin 8'47.1" 3rd

Women U18

200 D Gibb 26.2" 2nd

Girls U16

800 N Rodgers 3'11.9" 4th
Discus N Rodgers 18.80m 2nd

Vet Women

Javelin C Giles 17.94m 2nd

